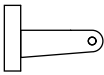
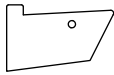


ZENITH FLUORESCENT

SPECIFICATIONS



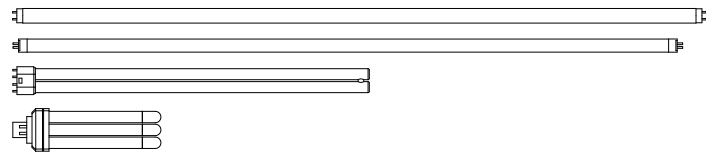
MAZ1-R



MAZ2-R



MAZ3-R



Housing: Housing is 20-gauge steel finished in a semi-gloss white powder coat finish.

Lamp housing/Reflector: Lamp housing/reflector is extruded, bright dip aluminum with clear anodized finish only. Lamp housing can be rotated for variable aiming.

Lens: Standard fixture has no lens. Optional clear or prismatic lens is available. Lens is hinged and latched and requires no tools to access lamp.

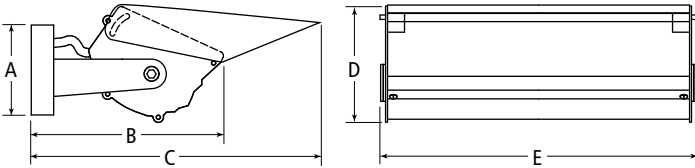
Mounting: Fixture may be wall mounted, ceiling mounted, stem mounted, semi-recessed in the wall or ceiling, or pendant mounted in double, triple or quad arrangements.

Electrical: Instant start, normal light output, high power factor, sound rated A electric ballast is standard. T8 one-lamp ballast is for 120 and 277 volt. T8 ballast factor is 1.00 for 347 volt. Ballast factor for T5 is 1.05 for one-lamp and 0.95 for two-lamp for 120 and 277-Volt and 0.95 for 347-Volt. Ballast factor for T5HO is 1.00. CFL ballasts are electronic and dual voltage. Ballast factor varies, consult factory.

Finish: Standard color is semi-gloss white powder coat paint. Lamp housing is bright dip, clear anodized only. Other standard colors are available from color chart. Custom colors are available.

Certification: UL, CUL, and IBEW labeled.

DIMENSIONS



Series	A	B	C	D	E
ZAA-16	5 5/8" 143	8 7/8" 225	13" 330	5 5/8" 143	16 11/16" 423
ZAA-24	5 5/8" 143	8 7/8" 225	13" 330	5 5/8" 143	25 5/8" 651
ZAA-48-T5	5 5/8" 143	8 7/8" 225	13" 330	5 5/8" 143	47 1/4" 1200
ZAA-48-T8	5 5/8" 143	8 7/8" 225	13" 330	5 5/8" 143	49 1/4" 1251

EXAMPLE

fixture series	lamp type and wattage	mounting	arm style	ballast	finish	voltage	options
ZAA-16	1/42CFL	WM	MAZ1	I	SGW	120	GLR
ZAA-16	1/32CFL-32W compact fluorescent 2/32CFL-two 32W compact fluorescent 1/42CFL-42W compact fluorescent	WM-wall mount CL- ceiling mount SR-semi-recessed (not available on ZAA-48) ST/XX"-twin stem pendant DB/XX"-double pendant TR/XX"-triple pendant QD/XX"-quad pendant (XX"=specify length from ceiling to bottom of fixture)	MAZ1 MAZ2 MAZ3	I-integral	SGW-semi-gloss white (refer to color chart in Product Selection Guide for other standard colors) CC-custom color	120 277 347 Dual	GLR-GLR fusing and HLR holder V-cutoff visor SHB-box shroud SHW-wedge shroud SHC-curved shroud (shrouds are MAZ1 arms only, not for natatorium construction) NC-natatorium construction CL-clear acrylic lens PL-prismatic acrylic lens
ZAA-24	40BX-40W biaxial fluorescent 50BX-50W biaxial fluorescent 55BX-55W biaxial fluorescent						
ZAA-48	1/T5-28W T5 fluorescent 2/T5-two 28W T5 fluorescent 1/T5HO-54W T5HO fluorescent 2/T5HO-two 54W T5HO fluorescent 1/T8-32W T8 fluorescent						

Due to a program of continuous improvement, LAM Lighting reserves the right to make any variation in design or construction to the equipment described.

ORDER

project name: _____ type: _____ quantity: _____

- - - - - - -